



Global Welfare Guidance for Animals in Tourism

Welcome to the online version of this Best Practice Handbook. Use the interactive navigation to guide your way through the manual.

Introduction

Animal attractions and experiences are now a common part of holiday destinations and are generally very popular with holiday makers. Customer surveys have shown many of the travelling public aspire to see or interact with animals. Yet research and experience also demonstrate that customers want to be assured of good animal welfare standards (YouGov 2012).

As the number of enterprises has grown, so too has our understanding of the animals featured and the potential impacts of human/animal interaction. Strong relationships exist between travel providers and suppliers; it is important that all stakeholders work collectively to enable enterprises to offer meaningful, rewarding experiences to customers whilst at the same time, safeguarding the welfare of the animals and public health and safety. This approach can achieve longer-term business success, raise welfare standards across the industry and strengthen the partnerships that exist between travel providers and animal related attractions.

The *Global Welfare Guidance for Animals in Tourism* together with a series of six supporting guidance manuals introduce minimum requirements, good and best practice for the most popular types of tourist activities involving animals. Working in consultation with the Born Free Foundation and the travel industry to develop these manuals, our aim is to provide balanced and science-based information around current best practice to ensure that both animal welfare and the quality of the customer experience are given a priority. These guidelines are intended for travel providers, tourist boards and destination governments and ultimately and most importantly, animal attraction and experience suppliers.

By working together, the standard of animal welfare across the tourism industry can be improved and become a positive case study for industry engagement in improving animal welfare.



Nikki White,
Head of Destinations and Sustainability,
ABTA

Intended use of this guidance

This guidance manual and its six supporting guidance manuals are intended to be practical guides for the suppliers of animal experiences and attractions offered within the tourism industry. The aim is to encourage good practice in animal protection and welfare by providing businesses with knowledge and guidance.

The manuals include a benchmark for best practice in animal welfare for the tourism and animal attractions industries globally. They consolidate an abundance of existing guidance and they establish minimum requirements that are supported by travel providers. As such, they are intended for travel providers to issue to their suppliers, for tourist boards in destinations, for destination governments and ultimately and most importantly, for animal attraction and experience suppliers.

This manual and the six supporting manuals are by no means intended to be the definitive source of information about managing animal welfare considerations in animal attractions. We recognise that there is a great deal of variation in available standards around the world and that for many businesses the manuals will contain commonly known information, but for others they will likely serve as a useful reference regarding best practice in animal welfare. In all instances of uncertainty, we encourage suppliers to seek further advice from a suitably qualified individual or organisation.

Guidance manual overview

There are seven manuals within the series:

Global Welfare Guidance for Animals in Tourism

This manual provides an introduction to animal welfare and an overview of best practice that is applicable to all businesses and attractions within the tourism industry involving animals. It covers:

- An insight into the different ways in which animals and tourism are linked
- Minimum welfare requirements for animal attractions
- Reference to specific welfare needs of commonly managed species.

It sets out guidance around animal husbandry and care designed to improve animal welfare and to phase out inappropriate practices known to have negative impacts on animals.

Specific guidance manuals

In addition, five specific guidance manuals cover a variety of activities commonly encountered through tourism. These manuals are intended to guide suppliers to achieve the minimum requirements for each of the specific activity types, besides encouraging progress towards the best practice outlined.

Specific guidance is available for:



*Animals in
Captive Environments*



*Dolphins in
Captive Environments*



*Elephants in
Captive Environments*



Wildlife Viewing



Working Animals.

Licensing and certification

Animal attractions should be operating legally and in accordance with their country's own legal requirements. If appropriate to the country of operation, the animal attraction should have a valid operating licence issued by a recognised certification agency or relevant local authority.



Unacceptable and Discouraged Practices

The final manual in the series relates to practices involving animals which have been classified as either unacceptable or discouraged by the travel providers working with these guidance manuals.

Unacceptable practices

Certain activities are widely recognised as having a detrimental impact on animal welfare, and in some cases, may present a high risk to visitor and staff safety. These activities have therefore been classified as 'unacceptable'. Travel providers working with these guidance manuals have agreed that these activities should not be offered for sale to customers.

Discouraged practices

Some activities involving animals and people may pose health and safety risks. Suppliers of activities involving animals and people should consider and effectively manage both the welfare of the animals and the health and safety of visitors and staff. Travel providers working with these guidance manuals will only consider promoting animal-based activities which are classified as discouraged practices where they are satisfied that the risks to animal welfare and the health and safety of customers are managed appropriately.

Certain activities involving animals and customers have been publicly criticised as detrimental to animal welfare. Though there is currently a lack of conclusive evidence, there is a risk that such activities are detrimental to welfare. These activities have therefore been classified as 'discouraged' by the travel providers working with these documents.

All discouraged activities are introduced in this manual (see page 25) and more details are in the specific manual, *Unacceptable and Discouraged Practices*.

Minimum requirements and best practice guidelines

This manual and the supporting six guidance manuals contain a set of minimum requirements intended to be the benchmark for the minimum acceptable level of animal welfare in tourism activities. This will allow you as a supplier to access if your business applies with the minimum requirements. Travel providers working with these manuals have committed to these minimum requirements and will be developing procedures to check that suppliers comply and are continually striving for performance improvements. These manuals contain examples of realistic and achievable best practice guidelines for animal welfare in tourism-related attractions and activities.

Audits and inspections

We recognise that many animal attraction suppliers are members of trade bodies and associations that already have membership requirements relating to animal welfare best practice and that many inspect their members to ensure these requirements are met. The *Global Welfare Guidance for Animals in Tourism* upholds internationally-accepted standards in animal welfare and legislation and is therefore compatible with existing industry standards. Audited suppliers should be able to demonstrate compliance with these minimum requirements.

KEY POINTS

- Unacceptable practices are those that are known to have a detrimental effect on animal welfare.
- Discouraged practices may pose a risk to tourist health and safety and/or a possible risk to animal welfare.
- Animal attractions should comply with the minimum requirements for animal welfare.
- We encourage animal attractions to aim for best practice in animal welfare.
- All seven manuals are compatible with audited industry standards.

Authorship

This manual and the supporting six guidance manuals have been developed by ABTA working with our consultative partner, the Born Free Foundation and have been further developed through a multi-stakeholder consultation process involving industry experts, scientists, zoologist organisations, associations and non-governmental organisations (NGOs) from around the world. A list of stakeholders is included in Appendix 7. It is important to point out that the content of these manuals does not necessarily reflect the exact views of the listed individuals or organisations. All stakeholders have, however, seen merit in these guidance manuals and provided invaluable input during the consultation. ABTA extends its appreciation to all the stakeholders for their contributions.



Use the interactive coloured tabs on this page to navigate the manual.

SECTION ONE: Managing animal welfare in tourism

SECTION TWO: What is animal welfare?

SECTION THREE: Animals in tourism

SECTION FOUR: Animal welfare minimum requirements

SECTION FIVE: Animal welfare best practice

SECTION SIX: Unacceptable and discouraged practices

SECTION SEVEN: Legal requirements – CITES

SECTION EIGHT: Acquisition of animals

SECTION NINE: Animal sanctuaries

SECTION TEN: Protecting livelihoods

SECTION ELEVEN: Wildlife souvenirs

SECTION TWELVE: Volunteer tourism

APPENDICES

SECTION 1

Managing animal welfare in tourism



Where activities are offered for customers to view or interact with animals in tourism destinations, they are often amongst the most popular with customers. In 2003, the BBC (British Broadcasting Corporation) conducted a survey in the UK of the 'Top 20 things to do before you die'. Swimming with dolphins was the number one ranked activity in the survey. Put simply, animal attractions have become very significant in the tourism experience.

Tourism can undoubtedly be a force for positive change across the globe and animal attractions linked to tourism have the potential to offer authentic experiences that enhance the appeal of destinations. Aside from the enjoyment factor for tourists, these attractions often play a vital role in improving education around biodiversity, enhancing species protection and in aiding conservation. They are also a major contributor to economies and employment opportunities around the world.

As the number of activities involving animals in tourism has grown, so too has the understanding of the animals involved and the potential impacts of interaction between tourists and animals. It is clear that animal attractions require a carefully managed approach to achieve best practice.



Lion housed in a small, cramped cage with no enrichment.

INDUSTRY CASE STUDY

The rise of online media has heightened the risk of reputational damage in relation to animal welfare concerns. In 2010, a campaign on Facebook was launched about a new 'swim with dolphins' attraction in Hisaronu, Turkey.

To date, this campaign has attracted more than 20,000 followers. No UK travel providers were formally linked to this business – many had refused to sell the attraction due to the poor welfare standards and health and safety risks to customers but the online campaign still named some of the major travel providers to this part of Turkey and linked them to this attraction.

The UK's national media ran front-page stories about the plight of the dolphins and the story was also featured on the major UK breakfast television programme, GMTV.

The business case for safeguarding animal welfare

Recently, travel provider members of ABTA's Animal Welfare Group analysed the rapid growth of animal attractions and animal interaction experiences within their supply chains. One member found that more than 70% of their excursion portfolio included the opportunity for customers to interact with animals. Strong links have developed between tourism destinations and animal attractions, and for customers good animal welfare standards are increasingly important. By adopting the *Global Welfare Guidance for Animals in Tourism*, and a collaborative approach, travel providers working with these manuals are aiming to ensure that elements of bad practice are phased out and that associated business risks are minimised.

Customer pressure and damaged reputations

Customers can have a strong emotional link to animals, and they regard animals in distress, neglected or abused, or commercially exploited as unacceptable.

Many travel providers have received customer complaints relating to animal welfare. This may be in relation to an organised activity sold by the travel provider, such as a swim-with-dolphins excursion or horse riding. Or it may be about something the customer has witnessed in the destination, for example wild animals being used for photo opportunities, or the issue of stray animals in tourism resorts.

Many travel providers have now made strong commitments to sustainable tourism and are working to ensure that these commitments are embedded in their supply chains.

External pressures and campaigns

Animal attractions come under intense external scrutiny from NGOs, charities and other stakeholders involved in the animal welfare agenda. Over the years organisations have campaigned loudly against animal attractions that exhibit poor or unacceptable practices and against tourism businesses that are linked to them. Some of these campaigns have been damaging to both the animal attraction and to tourism more broadly.

CITES CASE STUDY

A recent example involved dolphins taken from waters near the Solomon Islands and moved to attractions in the Caribbean and Asia. A public campaign against the capture of these dolphins claimed that as no scientific studies had been conducted into the effects on the local dolphin population, these animals were being traded illegally. The story was picked up by mainstream media, which made the direct link between these activities and the tourism industry.

Whilst the EC Zoos Directive and the CITES Convention does include animal welfare provisions, these are minimal, lacking both detailed guidance and species-specific requirements. Of concern, many tourism destination countries lack regulated welfare standards and therefore, animal welfare may be compromised.

Encouragingly however, through dialogue and engagement, both the industry and some of these organisations have agreed that working together achieves more than working apart. For example, the Born Free Foundation has become a key consultative partner to the tourism industry in relation to animal welfare.

The legal dimension

The legislation around animal welfare, animal acquisitions and keeping of animals is complex and subject to local variations. Many tourism destination countries are official signatories to the Convention on International Trade in Endangered Species of Wild Fauna and Flora (CITES). This convention aims to regulate the trade in animals appearing on the International United Conservation Network (IUCN)'s Red List of Endangered Animals. This list includes animals such as bottlenose dolphins, a species commonly found in tourist attractions. Under the articles of the convention, capture and trade in these animals is regulated and is only permitted where scientific investigations conclude that capture will not adversely affect wild populations and that transport safeguards welfare.

Enforcement of CITES can vary from destination to destination. More information about CITES can be found in Section 7 of this document.

KEY POINTS

- The popularity of animal attractions and interaction is increasing with tourists.
- It is not acceptable for animals to be treated badly: travel providers and tourists expect certain standards of animal welfare.
- Risk to travel providers of badly managed animal attractions include: reputational damage; customer complaints; health and safety; NGO pressure.
- The tourism and animal attraction industries can work together to safeguard best practice in animal welfare.


Working together for progress

There is a strong case for the tourism and animal attractions industries to work together to ensure that best practice around animal welfare becomes commonplace in animal attractions. This will not only improve the customer experience but also safeguard the mutual interests of both sectors.

This *Global Welfare Guidance for Animals in Tourism* and its supporting manuals are the first step towards this. They not only establish minimum requirements of animal welfare but also the potential levels of best practice achievable. In doing so, the aim is to remove bad practices.

SECTION 2

What is animal welfare?



Animal welfare refers to the state of an animal. An animal is in a reasonable state of welfare if it is healthy, comfortable, well-nourished, safe, able to express innate behaviour and if it is not suffering from unpleasant states such as pain, fear and distress. Other terms such as animal care, husbandry or humane treatment refer to how an animal is looked after. Reasonable animal welfare requires disease prevention and veterinary treatment, appropriate shelter, management, nutrition, humane handling and humane slaughter/euthanasia. Animals in a captive environment rely on the care and ability of humans to provide them with what they need to maintain their welfare.

Appropriate animal care

In order to encourage best practice in animal welfare in the tourism supply chain, the *Global Welfare Guidance for Animals in Tourism* and the six supporting guidance manuals build upon the principles of the Five Freedoms (developed by the Farm Animal Welfare Council (FAWC 1979)) and the Welfare Quality® criteria. See Appendix 6: Sources of further reading.

The Welfare Quality® criteria were originally developed for farmed domestic animals. An additional three criteria have been included to address animals in tourism. These additional criteria appear in bold in Table 1.

KEY POINTS


- You are responsible for an animal if you supply, own or are in charge of it.
- Five Freedoms form the basis of good animal welfare.
- Welfare Quality® criteria define the details of good animal welfare.

Table 1: The Five Freedoms and how they relate to the Welfare Quality® criteria (including the additional criteria)

Five Freedoms	Welfare quality® criteria
Good feeding	<ol style="list-style-type: none"> 1. Absence of prolonged hunger. 2. Absence of prolonged thirst.
Good housing	<ol style="list-style-type: none"> 3. Comfort while resting. 4. Thermal comfort. 5. Ease of movement.
Good health	<ol style="list-style-type: none"> 6. Absence of injuries. 7. Absence of disease. 8. Absence of pain induced by inappropriate management procedures.
Appropriate behaviour	<ol style="list-style-type: none"> 9. Expression of social behaviours. 10. Expression of natural behaviours. 11. Good human-animal relationship. 12. Positive emotional state.
Protection from fear and distress	<ol style="list-style-type: none"> 13. Absence of general fear/distress/apathy. 14. Ability to seek privacy/refuge. 15. Absence of surgical or physical modification of the skin, tissues, teeth or bone structure other than for the purposes of genuine medical treatment/manipulation/sedation.

Suppliers, animal owners and keepers have a responsibility to the animals for which they are responsible on a permanent or temporary basis. This includes the provision of their health and welfare needs (described in Table 1). A person could, therefore, be responsible for an animal if they supply, own, or are in charge of it.

Application of and adherence to the Welfare Quality® criteria will go some way to safeguarding the welfare of the animal and to providing a state of wellbeing and dignity. Application of the *Global Welfare Guidance for Animals in Tourism* and the six supporting manuals will seek to uphold these criteria, protect animals in tourism attractions or affected by tourism experiences, and help to prevent animal suffering.



SECTION 3

Animals in tourism



This section covers the range of tourism activities involving animals, both captive and in the wild, and their differing animal welfare needs. It also considers customer health and safety at animal attractions.

Tourism, animals and captive environments

Guaranteeing appropriate standards of animal welfare in captive environments is complex. Animal species have evolved over thousands of generations, both physically and behaviourally, in order to optimise their chances of survival in the wild. In captivity animals potentially face a number of challenges for which evolution has not prepared them; the geographical location, climate, enclosures and vegetation may be alien to the species as it exists in the wild. Similarly, some of the survival challenges an animal confronts in the wild may be absent in captivity (hunting, foraging, territorial defence and social dominance). To deliver high standards of welfare these conditions may need to be provided artificially or compensated for. In captivity animals often rely on humans to provide suitable physical, social, biological and other conditions.

Types of captive animal facilities

Though there are many different types of captive animal facilities, they commonly focus on enabling the public to view or interact with animals. These include the urban zoo; rural safari park; aviaries or falconry centres; crocodile and snake farms; riding stables; elephant camps; dolphinariums; animal sanctuaries open to the public; rescue and rehabilitation centres open to the public; circuses; individual animals kept for display or performance purposes.

Potential welfare impacts in captive environments

In captivity, living conditions should cater for the species-specific needs of the animal. For example, providing opportunities to dig, climb, run, swim, interact as part of a social group. Requirements vary depending on the type of species being housed in a captive environment. For a table explaining the common types of animals kept in captive environments and their species-specific needs see Appendix 1: Animal husbandry information tables.

Failure to address these needs – for example by keeping animals in unsuitable captive conditions for prolonged periods, or in inappropriate social environments – can damage physical and mental health and can contribute to the development of abnormal behaviour, disease and early mortality. Similarly, invasive actions such as the restriction of movement, training using negative reinforcement techniques, being trained to perform unnatural behaviours, or making modifications to the normal physiology of animals to reduce risks when handling, can cause severe and lasting distress.

Tourism and animals in the wild

Wildlife tourism activities are increasing across the world. The broad term, wildlife tourism, is used to describe an extensive range of different wildlife-based tourism activities, where tourists travel to natural areas to appreciate and enjoy wildlife.

Wildlife tourism can be an important source of local economic foreign exchange earnings and is therefore often considered a driving force for development in lower income countries. These activities can bring many benefits when best practice is adopted, including local revenue and employment, and support for conservation efforts. However, where best practice is not followed this type of tourism has the potential to negatively affect the welfare of the animals and their survival. For instance, by causing disruption to the natural feeding behaviours and breeding success, alterations to natural habitats, disease transmission from tourists to animals or accidental deaths of animals.



Wildlife tourism can be an important source of local economic development opportunities.

The range of wildlife tourism activities

Wildlife tourists expect a reasonable chance of viewing key species. Habitat types and the variety and abundance of wildlife species can determine the viability of wildlife tourism opportunities. African savannahs are one of the most popular destinations for wildlife tourism due to the high concentrations of easily visible large mammals. Wildlife tourism also occurs in rainforests, but it can be more difficult to view wildlife. Wildlife tourism includes:

- Non-consumptive forms, for instance photographic and walking safaris, bird-watching, whale-watching, reef-diving, and the viewing of focal species (species that are part of a conservation project) such as nesting turtles, bears, gorillas, sharks, and polar bears
- Consumptive forms of wildlife tourism include sport fishing (excluding catch and release) and trophy hunting.

The means of accessing the wildlife experience can vary, including by foot, vehicle, boat, balloon, by swimming or by riding certain animals specifically kept for that purpose.



Careful management of wildlife tourism is needed to ensure health and safety of animals.

Potential welfare impacts in the wild

Without careful management of tourism activities in the wild, there is the potential to cause stress to animals. For example by approaching animals too closely, or causing them to be poisoned or maimed by leaving litter. Similarly, tourism activities can potentially damage or destroy animal habitats by for example, lighting bushfires, walking on coral reefs or unsustainable use of shared resources such as water sources. The trade in wildlife curios has also increased the collecting of wild plants, corals and shells, as well as the illegal capture and killing of wild animals for fur, feathers, skins, ivory, horn, teeth and eggs, all of which have the potential to threaten the survival of certain species.

Customer health and safety at animal attractions

Animals, whether wild or domestic, can be unpredictable and potentially dangerous. Even in a controlled, captive environment or after generations of captive breeding, an animal retains its innate behaviour and instinct. Suppliers of activities involving animals and people should take all reasonable steps to safeguard the health and safety of visitors and staff, as well as the animals themselves.

Many countries have categorised commonly kept animal species by their ability to cause harm; based on this categorisation they then restrict, control or prohibit human/animal contact. For example, in the UK the Department for Environment, Food and Rural Affairs (Defra) has produced a species list based on three risk categories.

For specific animal categorisation and management recommendations based on the Defra species list, please refer to Appendix 1: Animal husbandry information tables in Section 13 of this guide.

Some animal species can harbour diseases that may be transferable to humans and vice versa. These are called zoonoses. Examples include salmonella (associated with birds and reptiles), hepatitis or monkey pox (associated with primates) and the common cold (carried by humans). To prevent zoonotic infection, contact between people and animals should be controlled. Customers should be informed of the potential risks and the rules of engagement, for example washing their hands before and after permitted animal contact to prevent disease transmission. For further infectious disease information, please refer to Appendix 2: Zoonoses.



Photographic opportunities with dangerous animals can pose a risk to public safety.

Further guidance on customer health and safety

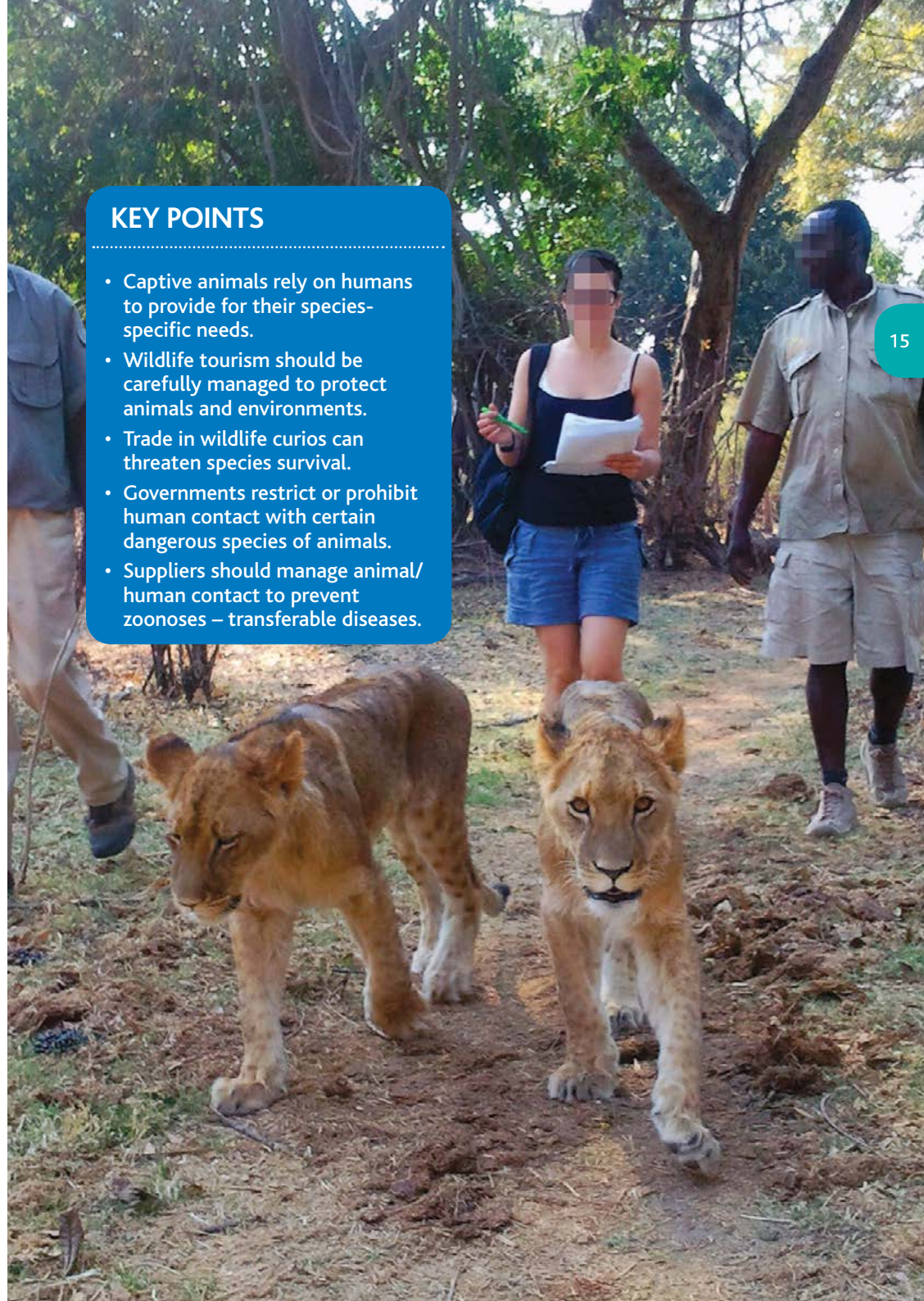
Local standards and regulations with regards to safety and hygiene can vary from country to country and even from region to region, and compliance with local law and regulation is a pre-requisite for suppliers of animal attractions. Suppliers should be aware of and have in place appropriate safety management controls for the safety of visitors and staff. Documented evidence to demonstrate this should be retained.

In terms of animal welfare it is important to establish an open and informed dialogue with customers. This can help ensure that customers behave appropriately and that suppliers are aware of, and can respond to, their customers' expectations and concerns.

In the absence of local standards or regulations, the British and Irish Association of Zoo and Aquaria (BIAZA) and the Health and Safety Executive (HSE) have issued useful guidelines on managing public health and safety within zoos and aquaria that you may find of use. See Appendix 6: Sources of further reading.

KEY POINTS

- Captive animals rely on humans to provide for their species-specific needs.
- Wildlife tourism should be carefully managed to protect animals and environments.
- Trade in wildlife curios can threaten species survival.
- Governments restrict or prohibit human contact with certain dangerous species of animals.
- Suppliers should manage animal/human contact to prevent zoonoses – transferable diseases.



SECTION 4

Animal welfare minimum requirements



It is expected that all tourism businesses that keep, own or manage animals, or provide experiences involving animals (including visiting animal attractions such as hotel entertainment programmes), ensure that they meet the minimum requirements in the husbandry and care of animals. Travel providers working with these guidelines will be developing processes to assess suppliers against the minimum requirements listed below.

The minimum requirements below are subdivided into three sets depending on the animal attraction/species type:

- A. For situations where animals are managed by and/or are dependent on human beings.
- B. Specifically for businesses exhibiting whales or dolphins. These businesses should ensure that they meet the requirements in both A and B.
- C. For businesses with working animals. These businesses should meet the requirements in A and C.



Businesses working with animals should meet certain requirements.

KEY POINTS

- All tourism businesses involving animals should ensure they meet minimum requirements in animal welfare.
- Industry-wide minimum requirements cover feeding, enclosures, veterinary care, sedation/surgery, permits and records.
- Additional minimum requirements apply to whales and dolphins and working animals.
- Travel providers are committed to ensuring their suppliers can demonstrate compliance.

A. Minimum requirements for animals managed and/or dependent upon human beings

1. All animals have regular, daily access to adequate and clean drinking water in line with their species specific needs.
2. All animals are fed appropriate food (which includes necessary supplements for animals in captivity), via an appropriate feeding routine, which mentally stimulates the animal(s) and encourages natural behaviour (e.g. foraging, browsing, grazing etc.).
3. In captivity, enclosures (including pools) or methods used to contain the animals for temporary periods allow all the animals to move and exercise freely, and to maintain sufficient distance from other animals in case of conflict.
4. In captivity, enclosures are environmentally complex, including natural substrate, furniture, shelter and environmental enrichment, in order to encourage normal/natural behaviour. All animals should be able to seek shelter from extreme weather conditions and privacy from view.
5. In captivity, enclosures are clean, hygienic and well maintained, (e.g. devoid of excessive faeces, urine or rotting food, potentially harmful litter, not waterlogged, not infested with vermin etc.).
6. The facility employs a vet who is knowledgeable and experienced in the health and welfare of the relevant animals (either employed on site or externally contracted).
7. There is a policy not to surgically modify the skin, tissues, teeth or bone structure of animals, and not to sedate animals to make them safe to handle, unless it is for the purpose of genuine medical treatment under the guidance of an appropriately trained vet.
8. Where customers are permitted to be photographed with animals, this should be free from evidence of bad practice. For more info see the guidance manual, *Unacceptable and Discouraged Practices*.
9. Complete, accurate animal stocklists, veterinary records and any appropriate licences or permits should be up-to-date and available for inspection. The required paperwork should be in place for any animals which have been acquired from the wild.
10. Where animals are involved in performances these should only involve natural behaviours and be free from bad practice. Training methods should be based on positive reinforcement only.



Jaguar kept in an inappropriate environment.

B. Additional minimum requirements for captive whales and dolphins

1. All water systems have an efficient, continuous filtration system, or sufficient water exchange, which has a back-up system in case of failure. This should maintain appropriate water temperature and quality for the animal/s. The water should not be polluted.
2. Pool ozone/redox and halogen ion content are monitored daily. Total free and combined chlorine should not exceed 1.8mg/l and levels should be tested twice daily for concentration of chlorine and/or oxidising agents.
3. Pool temperature is consistently maintained at a temperature appropriate for the species contained and is monitored daily. Appropriate pool temperatures range between 8°C and 32°C for cetacean, depending on the specific species (EAAM, 2003)*.
4. The pool's pH is consistently maintained between 7.4 and 8.2 and is monitored daily.
5. Pool salinity should not fall below 22 PPT**.
6. Pool coliform bacterial levels should not exceed 1,000 colonies/100ml of water and should be monitored at least weekly.
7. Where contact sessions are permitted, they are limited to 30 minutes, with a maximum of four sessions per day per animal with at least one hour rest period between each session. Keepers should ensure the animals are kept mentally stimulated between interaction sessions.
8. Customers entering pools are required to remove jewellery and shower both before and after these sessions to safeguard the welfare of the animals as well as the health and safety of customers.

C. Additional minimum requirements for businesses with working animals

1. Tethering and hobbling should be discouraged and where unavoidable should only be conducted using appropriate materials and methods that do not cause risk to the animal's welfare. Tethering should be for a limited time of no more than a few hours per day. The animals should be able to walk, lie down and stand up without putting tension on the tether, and reach basic resources like food, water and shade. Tethered animals should be regularly monitored.
2. Young, pregnant, nursing, injured, ill, distressed or elderly animals should not be ridden, or be required to carry/pull loads. Equids (hoofed mammals) should not be worked before they are three years old; camels should not be ridden before four years. Weaning should not be conducted for horses, donkey and mules before six months; preferably it should be allowed to occur naturally. Weaning for camels should not be conducted before four months; preferably, it should be allowed to occur naturally.
3. Equipment should fit, not causing injury, and should be cleaned and dried after use. Equipment should be removed during rest periods and ideally when eating/drinking.
4. Animals should train and work within their physical capabilities. Loads should be equivalent to the animal's size and ability (e.g. not more than one person on an equine or camel), work should not be in the hottest part of the day and animals should have regular rest periods each day of at least an hour between working periods.

* For example bottlenose dolphins require water temperatures of no lower than 10°C and no more than 32°C

** PPT = Parts per trillion

SECTION 5

Additional best practice indicators




Around the world varying degrees of regulation exist with regards to animal attractions. Additionally, there are also a number of professional associations which animal attractions can join and which regulate their members regarding animal welfare standards. Below are additional indicators of best practice.

- In many countries, an operating animal attraction is regulated and regularly inspected by the appropriate government body. This sometimes includes minimum standards of animal welfare. For example all zoos in member countries of the European Union should meet the requirements of the European Zoos Directive.
- In countries where animal attractions are required to have a licence or permit to operate, the attraction should have a valid licence or permit that is on public view or readily available.
- The animal attraction should ideally be a member of a professional trade organisation that prioritises animal welfare. That organisation should have standards and guidelines and provide accreditation after inspection and evaluation.
- The attraction should keep up-to-date records of all wild animals held including numbers of each species, births, deaths, animal acquisitions and disposals. For an example of an animal stocklist see Appendix 5: sample animal stock-list.
- The attraction should have insurance that covers the facility and every person under a contract of service (or acting on their behalf) against liability for any damage or injury caused by any of the animals, whether inside or outside the attraction, including transportation to other premises. This should be in addition to public liability insurance and compliance with mandatory health and safety requirements.
- The attraction should provide ongoing training for animal keepers and/or require keeping staff to have a recognised animal management qualification.
- Animal sanctuaries/orphanages should not allow animals to breed or replace animals. If this is allowed, the attraction needs to be re-classified. For more information on appropriate sanctuary operation, see Section 11: Animal sanctuaries.
- All animals kept should have been acquired legally and in accordance with international and national legislation.

SECTION 6

Unacceptable and discouraged practices



Certain activities are widely recognised as having a detrimental impact on animal welfare, and in some cases they may present a high risk to visitor safety. These activities have therefore been classified as 'unacceptable'. Travel providers working with these guidance manuals have agreed that these activities should not be offered for sale to customers.

Unacceptable practices

These activities divide into three categories:

1. Unacceptable practices involving animals in captive attractions.
2. Unacceptable practices involving animals in cultural events and activities.
3. Unacceptable practices involving free-roaming animals in the wild.



Riding can be detrimental to ostriches.



Using animals for begging is an unacceptable practice.

1. Unacceptable practices involving animals in captive attractions

- Animals on display in restaurants and entertainment venues involving bad practice.
- Animal breeding or commercial trade in sanctuaries and orphanages.
- Animals used as photographic props involving bad practice.
- Animal performances based on non-natural behaviours and shows where training methods compromise welfare.
- Canned hunting.
- Elephant polo.
- Ostrich riding.
- Unlicensed zoos.
- Surgery or physical modification of the skin, tissues, teeth or bones of an animal, other than for the purposes of genuine medical treatment.
- Euthanasia practices which do not comply with best practice guidance.



Trophy hunting is an unacceptable practice.

2. Unacceptable practices involving animals in cultural events and activities

- Animals used for begging (e.g. dancing bears, snake charming, primates).
- Bear baiting.
- Bear bile farms.
- Bear pits.
- Bullfighting and bull running.
- Cockfighting.
- Reptile farms involving bad practice.
- Crocodile wrestling.
- Tiger farms.
- Surgery or physical modification of the skin, tissues, teeth or bones of an animal, other than for the purposes of genuine medical treatment.

3. Unacceptable practices involving free-roaming wild animals

- Unregulated animal and plant collection from the wild.
- Direct contact with and feeding of free roaming animals.
- Human initiated physical interaction with wild whales and dolphins.
- Trade and sale of endangered wildlife products.
- Trophy hunting.

For more information refer to the manual, *Unacceptable and Discouraged Practices*.

Discouraged practices

Travel providers working with these guidance manuals will only consider promoting animal-based activities which are classified as discouraged practices where they are satisfied that the risks to animal welfare and the health and safety of customers are managed appropriately.

Examples of discouraged practices are:

- Animal contact and feeding with Category '1', Greatest Risk animals*
- The feeding of animals with live vertebrate prey
- Birds of prey displays and falconry centres using tethering
- Ritual animal slaughter
- Acquisition of wild animals.

For more information refer to the manual, *Unacceptable and Discouraged Practices*.



Tethering birds of prey is discouraged.

*See Appendix 1: animal husbandry information tables

KEY POINTS

- The 'unacceptable' classification is based upon scientific evidence and/or legislation.
- Unacceptable practices include practices that may take place in captive attractions, cultural events and those involving animals in the wild.
- Travel providers working with these manuals will only consider offering animal-based activities which are classified as discouraged practices if the risks to animal welfare and the health and safety of customers is managed effectively.

SECTION 7

Legal requirements – CITES



The Convention on International Trade in Endangered Species of Wild Fauna and Flora (CITES) was established in 1975 to protect wild animals and plants from over-exploitation through international trade.

Approximately 178 countries (Parties) have now signed CITES and more than 30,000 plant and animal species are protected.

CITES is legally binding. Suppliers who own a CITES specimen (alive, or dead parts and derivatives) should comply with the convention. Those found to be in contravention of CITES are operating illegally and risk prosecution.

How CITES works

CITES provides three levels of protection for species in international trade:

Level 1: Species listed in Appendix I of the CITES document may not be traded internationally for primarily commercial purposes. However, these species may be traded internationally for non-commercial purposes. CITES import and export permits are required for trade.

Level 2: Species listed in Appendix 2 may be traded internationally for commercial purposes, but this trade is strictly controlled. CITES export permits are required for trade (no import permit is required).

Level 3: A voluntary Appendix in the CITES document to which any Party can unilaterally add species. This indicates that the species is subject to regulation within the Party's jurisdiction and needs the cooperation of other parties to monitor and control trade.

See Appendix 4: sample CITES permit.

Enforcing CITES

CITES parties are expected to implement and enforce the convention using domestic legislation. Each Party has a CITES Management Authority (to issue import and export permits, to monitor trade in CITES species, and to compile annual trade reports), and a CITES Scientific Authority (to provide scientific expertise on import and export decisions).

CITES encourages precaution; in uncertain cases, trade should not be allowed unless there are sufficient safeguards to ensure that a species is protected from overuse.



CITES permits are also required for trade in animal parts and derivatives such as coral jewellery.

Determining the impact of trade

If a party wishes to export a CITES-listed species, the exporting country should have a Non-Detriment Finding (NDF). An NDF is a finding that the export will not be detrimental to the survival of that species.

The NDF should be based on scientific studies of the status of the wild population from which the animal was taken. A scientific assessment should show that trading the animals (or their parts) will not deplete the wild population.

CITES does not require an NDF to be formally written or published. Enquiries about NDFs need to be directed to the CITES authorities in the exporting and/or importing country.

Transporting animals

A CITES export permit for any live specimen of a species listed on CITES Appendix I or 2 may only be granted when the Management Authority of the exporting country is satisfied that the animal will be: "prepared and shipped so as to minimise the risk of injury, damage to health, or cruel treatment".

A CITES import permit may only be granted when the Management Authority of the importing country is satisfied that: "the proposed recipient of a living specimen is suitably equipped to house and care for it".

For CITES resources see Appendix 6: sources of further reading.

KEY POINTS

- CITES is legally binding and protects wild animals from over exploitation through international trade.
- CITES applies three levels of protection to endangered animals in international trade.
- CITES import and export permits are issued when trading listed animals (or their parts).
- CITES is enforced using domestic legislation in each country.



SECTION 8

Acquisition of animals



Many in the international conservation community consider removing animals from the wild to be an unacceptable practice with the potential to undermine international conservation efforts.

Before contemplating the capture of a wild animal, the following strict guidelines should be considered:

- Legislation governing international trade in wild-caught species (CITES), and regional, national and local laws relating to the capture of animals from the wild
- Potential conservation impact of removing individual animals from the wild on the survival prospects of a species or population (taking into account CITES Non Detriment Findings (NDF) and relevant IUCN guidelines). See Appendix 3: Captive animal guidelines
- Potential welfare impact on individual wild animals, for example injury and mortality as a result of capture and transport. The impact of selected removal (for example of males) on the sex ratio
- The captive welfare of the animal and whether its destination has suitable and acceptable conditions that meet all its species-specific needs.

Generally animals should not be acquired from the wild unless there is a demonstrable and justifiable conservation need, or it can be demonstrated that the acquisition will not adversely affect in any way the conservation status or welfare of the species.



Dolphin drives are a widely opposed practice used to capture dolphins for both their meat and for use in captive animal attractions.

SECTION 9

Animal sanctuaries



An animal sanctuary is a facility that rescues injured, confiscated, orphaned or abandoned animals and provides short or long-term refuge and/or rehabilitation.

The living conditions for all the animals should comply with animal Welfare Quality® criteria and the guidance manual, *Animals in Captive Environments*. A detailed business plan should also be in place in order to secure the sanctuary's long-term financial and operational viability.

Guiding principles of animal sanctuaries

Facilities wanting to be identified as animal sanctuaries should comply with the following principles:

Operation

The sanctuary should have all relevant regional, national and local government permits and licences.

Animal acquisition

- Animals may not be purchased.
- Animals may only be accepted as a result of official confiscation, by donation or by rescue.
- Records should be kept of the source of all animals.

Removal of animals from facilities

- No sale of animals is allowed.
- An animal can only move from a sanctuary to another facility that is demonstrably of equal or better standards and then only if relocation is in the animal's best interests.
- Records should be kept of any disposition (including death) of animals.

Breeding

Sanctuaries should operate a no breeding policy and will implement all necessary humane birth control measures to ensure this.

Commercial activities


No commercial exploitation, including performances, shows or use of animals as photo props, is allowed.

Handling of animals

- No physical contact is allowed between visitors and animals.
- Physical contact is only permitted between staff and animals when necessary for essential management/veterinary purposes.

Welfare and care

- All animals should be kept in clean, comfortable, species-appropriate and enriched environments.
- Animal welfare at the sanctuary should be under the active supervision of a licensed veterinarian.



Permits, licences and records

The following documentation should be available upon reasonable request:

- Copies of all permits and licences from relevant government departments necessary for legal operation of the facilities
- A copy of the past year's records showing the source and destination of all animals acquired or disposed of by the facility
- A signed letter from a licensed veterinarian confirming their active supervision of animal welfare in the facility
- A copy of the facility's written education policy.

Promoting principles

We hope that suppliers keen to operate and promote their facility as an animal sanctuary will abide by these principles, and that travel providers will only promote as animal sanctuaries facilities that meet these principles. We encourage sanctuaries to apply for accreditation from the Global Federation of Animal Sanctuaries (GFAS).

For animal sanctuary resources see Appendix 6: sources of further information.

KEY POINTS

- In a sanctuary or orphanage animals cannot be bought or sold.
- Sanctuaries should operate a no-breeding policy.
- Sanctuaries keep their animals in conditions that meet their species-specific needs.
- Travel providers should only promote sanctuaries that comply with these principles.

SECTION 10

Protecting livelihoods



When people's livelihoods are secure they are less likely to resort to practices that are detrimental to the environment and wildlife on which their income depends. Equally, through understanding that the health and welfare of the working animal is linked to the life and health of the owner and their family, they are more likely to provide appropriate animal welfare.

Many tourism businesses acknowledge that local people are well placed to protect wildlife if they derive a benefit from it (e.g. jobs, new enterprises, contributions to community development funds, improvements in infrastructure etc.).

It is therefore important that where possible, people living in wildlife areas are employed within the tourism industry and receive training, promotional opportunities and good working conditions. This can be a powerful force to motivate people away from unsustainable practices. It is also important that the tourism industry supports

communities who run their own tourism enterprises, particularly in wildlife tourism areas, in order to secure sustainable livelihoods.

However, many communities are increasingly counting the costs of tourism that does not put their needs and rights on a par with those of tourism companies and tourists. It is important that these communities are compensated for their losses and that tourism developments do not deny communities their access rights to common resources, such as good fishing grounds, grazing pasture and water sources.

CASE STUDY

In Kenya, for many years driver guides employed by tour companies have kept the majority of the fees tourists pay to visit Maasai tribes in their cultural settlements and surrounding wildlife.

This has had an indirect effect on wildlife by failing to demonstrate the link between conservation and tourism for the Maasai tribe. As such the Maasai tribe attach different cultural values towards wildlife than tourists.

Recently, however, the introduction by some travel providers and lodges of a cashless ticketing system for tourist visits to the settlement has significantly increased the benefits to the Maasai and therefore encouraged more support for wildlife as a source of that income.



Tourist attraction – Maasai Tribe in Kenya.

CASE STUDY

The Kalandar tribe in India has a cultural practice involving dancing bears. The bears suffer as they are taken from the wild, beaten, mutilated and forced to dance.

International Animal Rescue (IAR) began working to end the suffering in 2002 when they joined forces with their partners Wildlife SOS and Save the Bears to open sanctuaries for rescued bears.

From the very early days, the rehabilitation of the owners of the bears formed an integral part of the project; this ensured that owners would never revert to using the bears as a way of earning a living.

The Kalandar tribes-people have learnt new trades and received financial enterprise backing to help them support their families and enjoy a better way of life. In return, the Kalandar tribe have signed a legally-binding contract promising never to acquire another bear on pain of arrest, imprisonment and seizure of all assets to repay the start-up loan.

Some Kalandars who clearly had a genuine bond with their bears have even been employed by bear sanctuaries.

Many of these issues are similar for captive wildlife attractions. Efforts should be made to identify and secure alternative livelihoods for individuals engaged in unacceptable wildlife tourism practices. However, a distinction needs to be made between people following cultural traditions and practices based on their needs, and people who are simply exhibiting bad practice for commercial gain.

Preferred practice for a livelihoods approach

- Manage the natural resources used for wildlife tourism activities to allow for ongoing access by local communities.
- Maximise the positive effects of tourism activities on local communities e.g. employment of local staff, buying produce from local suppliers.
- Pay fair wages and provide good working conditions to all staff.
- Offer training and career progression opportunities to local people.
- Purchase locally-produced goods that benefit the wider community where possible, as long as their production does not put an unsustainable strain on the natural resources in the area.
- Support community-based tourism initiatives/enterprises by encouraging tourists to visit these. Implement fair-trading practices with local communities.
- Make financial contributions towards projects that improve the welfare of the local community and local animals. A good example here would be projects that aim to establish alternative livelihood plans for local people to move them away from unacceptable practices.

KEY POINTS

- Local and indigenous people are well placed to protect wildlife if they derive benefit from it.
- Employing and training local staff, buying produce from local suppliers and paying fair wages can maximise the positive effects of tourism on animal welfare.
- Tourism developments should respect communities' rights to common resources e.g. grazing pasture, water etc.
- Efforts should be made to secure alternative livelihoods for individuals engaged in unacceptable practices involving animals.

SECTION 11

Wildlife souvenirs



Many tourists take souvenirs home as a reminder of their holiday. It is extremely important that any wildlife (plant or animal) souvenirs do not affect threatened animal and plant species. Additionally the importation of some plant and animal products is illegal in many countries and may result in prosecution.

Examples of unsustainable wildlife souvenirs include:

- Shells, coral, starfish and sea horses
- Ebony and other hardwood products used for wood carvings
- Wild reptile skins e.g. monitor lizards/snakes (worked into leather products)
- Porcupine quills
- Animal horns e.g. antelope, rhino
- Tortoiseshell products
- Spiders, butterflies and other insects
- Products made from ivory
- Products made from endangered animals' skins and/or furs
- Traditional medicines made from animal parts and products.



Shells are an example of unsustainable wildlife souvenirs.

CITES provides a comprehensive list of protected species of plants and animals within its appendices. See Appendix 6: sources of further information.

Additionally the WWF (World Wildlife Fund) have produced a useful guide regarding what tourists should be aware of when buying souvenirs. See Appendix 6: sources of further reading.

SECTION 12

Volunteer tourism



For many customers, it is no longer enough just to travel and tour. People want an experience – their own 'life on earth' moment. This experiential travel is fast becoming popular as part of a gap year or career break and as voluntourism.

A recent examination of the attitudes and perceptions of current and prospective voluntourists highlighted their four main motivations: making a difference; cultural immersion; seeking camaraderie; having an educational experience.

Conservation volunteering or animal-based voluntourism gives people back-stage passes to wildlife centres and hands-on experiences. Gap year travel brochures often contain photos of privileged closeness to endangered animals.

The increased demand for volunteer placements in developing countries has been met by a growth in projects and organisations. Unfortunately, on occasion these volunteer activities can have negative impacts.

Voluntourism, as with all types of tourism, should be responsible and strike a balance between the needs of visitors, suppliers, local communities, animals and the natural environment. Voluntourism, like any other experience involving animals, should adhere to the *Global Welfare Guidance for Animals in Tourism* to ensure responsible practices.

Responsible voluntourism

Adopting the principles of responsible voluntourism benefits the host communities and reduces negative social, economic and environmental impacts.

In responsible voluntourism:

- Volunteers should work with, not instead of, local workers
- Appropriate resources and support should be provided to run the volunteer programmes
- Ongoing evaluation and monitoring is essential to ensure projects meet the criteria for responsible tourism and sustainability.

Appendices



APPENDICES

Appendix 1: animal husbandry information tables

The following tables provide information on **mammals, birds, reptiles and amphibians** commonly kept by captive animal facilities. The tables provide information on the **Hazardous Animal Category** (indicating their ability to cause harm), based upon guidance from the UK Secretary of State's Standards on Modern Zoo Practice, Defra 2004. It is also based on species-specific standards and environments for appropriate living conditions, taken from the Animal Protection Ordinance of Switzerland, Tierschutzverordnung 2008 (APOS). Please note, however, the Swiss guidance is based on keeping animals in the Swiss climate and therefore may not apply to all global climates. In case of any doubt, seek guidance from a qualified expert.

The tables are a useful reference for keeping different species and ensuring that enclosures fulfil species-specific needs. This information is a useful guide; it is not exhaustive. Certain individuals or species may have more specific requirements.

Key to animal husbandry information table

Hazard

Zoo animals are categorised according to their ability to cause harm; this is shown according to risk levels.

Env. (Environment)

Indicates whether an animal lives primarily on land/on the ground (Ter = terrestrial), in trees (Arb = arboreal) or in water (Aqu = aquatic).

Requirements

The given numbers relate to 'opportunities' for animals to express normal behaviour. The key after each table defines the numbers.

Category '1' – Greatest Risk	HAZARDOUS. Contact between the public and these animals is only permitted after a thorough risk assessment. Constant supervision is necessary.
Category '2' – Less Risk	LESS HAZARDOUS. These animals are separated from the public by a barrier. The barrier does not need to prevent all physical contact as assessment has been conducted. Constant supervision is necessary.
Category '3' – Least Risk	NON-HAZARDOUS. Animals that are not naturally ferocious or cannot inflict significant injury to humans.

Table 2a: mammals
(Animal Protection Ordinance of Switzerland, Tierschutzverordnung 2008 (APOS))

Mammals	Hazard Category	Env.	Requirements
Marsupials and monotremes			
Echidnas	3	Ter	1, 6
Cuscus, American opossums, brush-tailed possums, gliders	2 or 3	Arb	2, 3, 35
Wombat, Tasmanian devil	2, 1	Ter	1, 3, 4, 35
Tree kangaroos	3	Arb	2, 5, 35
Quokkas	3	Ter	6, 22, 35
Rat kangaroos	3	Ter	6, 35
Rock wallabies	3	Ter	2, 7, 8
Wallabies, pademelons	3	Ter	7, 8
Wallaroos and kangaroos	1	Ter	7
Bats			
Bats, flying foxes	1, 2 or 3	Fly/Arb	9, 10, 35
Primates and similar			
Tree shrews, marmosets	3, 2	Arb/Ter	2, 3, 6, 34
Lesser mouse lemurs	3	Arb	2, 3, 6, 35
Lorises, potto, golden pottos	3	Arb	2, 6, 35
Tarsier, small galagos, bush babies, gentle lemurs, dwarf lemurs, tamarins, Goeldi's monkey, greater galagos, owl monkeys, night monkeys, Titi monkeys	2 or 3	Arb	2, 3, 6, 34, 35
Lemurs, sakis, uakaris, howler monkeys, capuchins, squirrel monkey, talapoin	1 or 2	Arb	2, 6
Woolly monkeys, spider monkeys, guenons, macaques, small langurs, ruffed lemurs	1	Arb/Ter	2, 6, 11, 12 ruffed lemurs: 3
Patas monkeys, mangabeys, baboons, large langurs, colobus, sifakas	1	Ter/Arb	2, 6, 11
Gibbons	1	Arb	2, 6, 11, 12, 34
Chimpanzees, orangutan, gorilla	1	Ter/Arb	2, 6, 11, 14

Mammals	Hazard Category	Env.	Requirements
Anteaters, sloths and sirenians			
Small and medium-sized armadillos	3	Ter	1, 3, 35
Tamandua	2	Arb	2, 3, 4, 15, 35
Giant anteater	1	Ter	11, 16
Sloths	1	Arb	2, 35
Manatees and dugongs	2	Aqu	6, 38
Rodents and similar			
Squirrels, flying squirrels	3	Ter/Arb	2, 3, 17, 19
Nutria	2	Aqu/Ter	3, 18, 19
Giant squirrels, pacarana, large flying squirrels, prehensile-tailed porcupine	2	Arb	2, 3, 15, 17, 19
Porcupines	2	Ter/Arb	1, 3, 17, 19, 35
Beavers	2	Aqu/Ter	3, 18, 19, 34
Prairie dog	3	Ter	1, 3, 19
Agoutis, viscacha, jumping hare	3	Ter	1, 3, 6, 19
Marmots	3	Ter	1, 19, 34
Capybara	2	Aqu/Ter	6, 18, 19
Muskrat	3	Aqu/Ter	1, 19
Brush-tailed porcupine, long-tailed porcupine	2	Ter	2, 3, 19, 35
North American porcupine	2	Ter/Arb	2, 19
Pacas	2	Ter	1, 3, 11, 19, 35
Acouchis		Ter	1, 3, 6, 19
Hutias, rock rats	2	Ter/Arb	1, 2, 3, 19, 35
Patagonian hares/mara	3	Ter	1, 3, 6, 19
Hares	3	Ter	3, 6, 36
Rabbits, pikas	3	Ter	1, 6

Requirements

1. Digging possibilities.

2. Climbing possibilities, according to the species: branches or climbing rocks. The size of the branches should correspond to the grasping limbs of the animals.

3. Sleeping boxes should correspond to the requirements of the species and be either placed on the ground or raised. In the case of group enclosure of species that are temporarily quarrelsome, each animal should have its own box.

4. Keeping either individually or in pairs, according to the species; enclosures that can be subdivided. Additional enclosures are necessary for additional animals.

5. For the larger animals that spend more time on the ground, outdoor enclosures are also necessary.

6. Screens, possibilities to withdraw and hide.

7. Inner rooms/stables subdivided by separating walls.

8. For animals that can cope with winter and require sufficient shelter (lama, alpaca); for other, warmth-loving species: indoor enclosure or stable as indicated.

9. Possibility to cling to structures on the ceiling of the enclosure; open sleeping boxes for cave dwellers.

10. Several feeding places that the animals can reach by climbing.

11. Dividing and separating possibilities.

12. For Barbary, Tibetan and Japanese macaques and Gelada baboon, no indoor enclosure is necessary (an isolated hut offering protection is sufficient). The same applies for open outdoor keeping of other species during the summer.

13. Sleeping boxes that can be subdivided (for groups and individual animals).

14. Objects to occupy the animals, according to species, e.g. swinging ropes, straw, plastic containers, etc.

15. According to the species, elevated lying places (e.g. tamandua, giant squirrels, cats) or lookouts (otters, mongooses, etc.).

16. Digging and ground-breaking possibilities.

17. Indoor or outdoor enclosure. If an outdoor enclosure is planned for species that are sensitive to cold, then an additional heated indoor enclosure is necessary.
18. Bathing possibility.

19. Fresh wood to be provided on a regular basis for dental hygiene and occupation of the animals.

20. Outdoor enclosure with thermal radiator.

21. Individual boxes for each animal.

22. In the case of natural grounds: for quokkas: 50m²; for bears: 1000m² or more.

23. Indoor enclosure only for (sub-) species that are sensitive to cold; otherwise, isolated sleeping boxes for every grown animal or indoor enclosure as indicated.

24. Bathing opportunities to be used all year round (for elephants and Asian rhinoceroses). For tapirs, hippopotamus and pygmy hippopotamus, indoor and outdoor pools.

25. Tree stumps or artificial termites' nests and sand bath or muddy pool for skin care.

26. Individual stable. For social species, eye contact between the individual boxes. Heating for species that are not winter-hardy.

27. According to species, possibility to separate males from females or escape possibilities for females and young.

28. Soft ground in outdoor enclosure (lawn, bark shavings).

29. Muddy pool. Possibility for pigs to wallow and root.

30. Trees for sweeping and branches.

31. Surface applies for partially solidified installations. The measurements of enclosures consisting exclusively of natural grounds are to be tripled and it should be possible to divide the enclosures.

32. Tree stumps for the occupation of musk oxes.

33. Outdoor area and covered or indoor exercise area.

34. Monogamous couple with tolerated offspring.

35. Generally nocturnal – if kept in outdoor enclosures, should have the possibility to withdraw into sleeping areas during the day.

36. Wild-caught individuals should not be kept in captivity.

37. Appropriately-sized pool and haul out area.

38. Water quality, temperature and salinity dependent on species, continually filtered.

Mammals	Hazard Category	Env.	Requirements
Carnivores			
Fennec fox	3	Ter	1, 3, 20, 35
Medium-sized foxes (e.g. sand fox, Arctic fox, Corsac fox, kit fox,, bat-eared fox, racoon dog)	2	Ter	1, 3, 6, 8, 35
Bush-dog	2	Ter	1, 3, 6, 18, 34
Red fox, grey foxes, south American foxes	2	Ter	1, 3, 6
Jackals, coyote, dhole	2	Ter	3, 6, 34
Maned wolf	2	Ter	1, 3, 6, 8, 11, 34
Wolf, African hunting dog	1	Ter	1, 3, 6, 8, 11
Sun bear	1	Ter/Arb	1, 2, 11, 14, 18, 21
Other bears, giant panda	1	Ter/Arb	1, 2, 11, 14, 18, 21, 22
Polar bear	1	Ter	2, 4, 14, 18
Red panda, raccoon	2	Arb/Ter	2, 3, 8 racoons: 18, 35
Kinkajou, honey bear, ringtails	2	Arb	2, 3, 35
Coatis	2	Arb/Ter	2, 3
Weasels	2	Ter	3, 4
Polecat, mink, ferret	2	Ter	3, 4, 18
Martens	2	Arb/Ter	2, 4, 17, 21
Tayra	2	Ter/Arb	2, 3, 17
Wolverine/glutton	1		1, 2, 4, 21
Skunks, badgers	1 or 2	Ter	1, 3, 17, 35
Short-clawed otter	1	Aqu/Ter	6, 15, 18
River otters, cape clawless otter	1	Aqu/Ter	4, 6, 15, 18
Giant otter	1	Aqu/Ter	6, 15, 18

Mammals	Hazard Category	Env.	Requirements
Sea otter	1	Aqu	6, 18
Dwarf mongoose	2	Ter	1, 15
Meerkats, zebra mongoose, yellow mongoose	2	Ter	1, 15, 20
Other mongoose species	2	Ter	1, 15, 17, 20 marsh mongooses 18
Black-footed cat, leopard cat, rusty spotted cat, Pallas' cat, tree viverrids, fossa, bear cat, civet, wildcat, reed cat, jaguarondi	1 or 2	Ter or Ter/Arb	2, 4, 6, 11, 15, 17, 21 fishing cats and flatheaded cats:18
Lynxes, serval, medium-sized cats, clouded leopard	1	Ter or Ter/Arb	2, 4, 6, 11, 15, 21, 23
Pumas, jaguar, leopard, snow leopard	1	Ter/Arb	2, 4, 6, 11, 15, 21, 23 jaguars: 18
Lions, tigers	1	Ter	2, 4, 6, 11, 15, 21, 23 tigers 18
Cheetah	1	Ter	2, 4, 6, 11, 15, 21
Hyaenas and aardwolf	1	Ter	1, 11, 21 aardwolf: 34, 35
Seals, fur seals, sea lions and walrus	1	Aqu	37
Aardvark and hyraxes			
Aardvark	2	Ter	1, 3, 35
Hyraxes	2	Ter/Arb	2
Elephants			
Female and male elephants	1	Ter	24, 25 alternating stables

Requirements	
1. Digging possibilities.	18. Bathing possibility.
2. Climbing possibilities, according to the species: branches or climbing rocks. The size of the branches should correspond to the grasping limbs of the animals.	19. Fresh wood to be provided on a regular basis for dental hygiene and occupation of the animals.
3. Sleeping boxes should correspond to the requirements of the species and be either placed on the ground or raised. In the case of group enclosure of species that are temporarily quarrelsome, each animal should have its own box.	20. Outdoor enclosure with thermal radiator.
4. Keeping either individually or in pairs, according to the species; enclosures that can be subdivided. Additional enclosures are necessary for additional animals.	21. Individual boxes for each animal.
5. For the larger animals that spend more time on the ground, outdoor enclosures are also necessary.	22. In the case of natural grounds: for quokkas: 50m²; for bears: 1000m² or more.
6. Screens, possibilities to withdraw and hide.	23. Indoor enclosure only for (sub-) species that are sensitive to cold; otherwise, isolated sleeping boxes for every grown animal or indoor enclosure as indicated.
7. Inner rooms/stables subdivided by separating walls.	24. Bathing opportunities to be used all year round (for elephants and Asian rhinoceroses). For tapirs, hippopotamus and pygmy hippopotamus, indoor and outdoor pools.
8. For animals that can cope with winter and require sufficient shelter (lama, alpaca); for other, warmth-loving species: indoor enclosure or stable as indicated.	25. Tree stumps or artificial termites' nests and sand bath or muddy pool for skin care.
9. Possibility to cling to structures on the ceiling of the enclosure; open sleeping boxes for cave dwellers.	26. Individual stable. For social species, eye contact between the individual boxes. Heating for species that are not winter-hardy.
10. Several feeding places that the animals can reach by climbing.	27. According to species, possibility to separate males from females or escape possibilities for females and young.
11. Dividing and separating possibilities.	28. Soft ground in outdoor enclosure (lawn, bark shavings).
12. For Barbary, Tibetan and Japanese macaques and Gelada baboon, no indoor enclosure is necessary (an isolated hut offering protection is sufficient). The same applies for open outdoor keeping of other species during the summer.	29. Muddy pool. Possibility for pigs to wallow and root.
13. Sleeping boxes that can be subdivided (for groups and individual animals).	30. Trees for sweeping and branches.
14. Objects to occupy the animals, according to species, e.g. swinging ropes, straw, plastic containers, etc.	31. Surface applies for partially solidified installations. The measurements of enclosures consisting exclusively of natural grounds are to be tripled and it should be possible to divide the enclosures.
15. According to the species, elevated lying places (e.g. tamandua, giant squirrels, cats) or lookouts (otters, mongooses, etc.).	32. Tree stumps for the occupation of musk oxes.
16. Digging and ground-breaking possibilities.	33. Outdoor area and covered or indoor exercise area.
17. Indoor or outdoor enclosure. If an outdoor enclosure is planned for species that are sensitive to cold, then an additional heated indoor enclosure is necessary.	34. Monogamous couple with tolerated offspring.
	35. Generally nocturnal – if kept in outdoor enclosures, should have the possibility to withdraw into sleeping areas during the day.
	36. Wild-caught individuals should not be kept in captivity.
	37. Appropriately-sized pool and haul out area.
	38. Water quality, temperature and salinity dependent on species, continually filtered.

Mammals	Hazard category	Env.	Requirements
Male elephants	1	Ter	24, 25, alternating stables
Hoofed mammals			
Grevy's zebras, Asiatic wild asses	1	Ter	8, 25, 26
Plains zebras, mountain zebra, African wild ass, wild horse	1	Ter	8, 25, 26, 27
Tapirs	2	Ter	24, 25, 28
Rhinoceroses	1	Ter	4, except square-lipped/white rhinoceroses 11, 24, 25, 26
Pygmy hog	3	Ter	25, 27, 29
Other wild boars	1	Ter	8, 17, 25, 27, 29
Peccaries	1	Ter	25, 29
Pygmy hippopotamus	1	Aqu/Ter	4, 24, 29
Hippopotamus	1	Aqu/Ter	24
Lama, alpaca, guanaco, vicuna	2	Ter	8
Two- and one-humped camels	1	Ter	8, 27
Indian chevrotain	3	Ter	4, 6
Water chevrotain	3	Ter/Aqu	4, 6, 18
Small deer (pudu, Chinese water deer, barking deer, roe deer)	1, 2 or 3	Ter	6, 8, 30
Medium-sized deer (e.g. sika deer, fallow deer)	1 or 2	Ter	8, 27, 29, 30, 31 Sambar: 18
Large deer	1	Ter	8, 27, 29, 30, 31 Barasingha, swamp deer, reindeer, Père David's deer: 18

Mammals	Hazard category	Env.	Requirements
Mooses	1	Ter	8, 18, 28, 31, 32
Okapi	2	Ter	4, 26
Giraffes	1	Ter	33, males: 26
Small and medium-sized duikers, dik-diks, dwarf antelopes, steenbuck, grysbok, klipspringers	2	Ter	6 duikers, dik-diks, dwarf antelopes: 4, klipspringers: 2, 6
Oribi, beira	2	Ter	6
Yellow-necked duiker	2	Ter	4, 6
Gazelles (incl. springbok, blackbuck, impalas,, gerenuk, dibatag, medium-sized antelopes, pronghorns, Saiga antelope	2	Ter	6, 8, 27
Chamois, goral, serow, mountain goat, takin	2	Ter	2, 6, 8, 28
Mouflons	2	Ter	2, 8
Other wild sheep, wild goats, Bharal, blue sheep, barbary sheep	1 or 2	Ter	2, 6, 8, 27
Large antelopes, wild cattle, musk ox	1 or 2	Ter	8, 25, 26, 27, 31, 32
Whales and dolphins			
Dolphins and porpoises	3	Aqu	38
River dolphins	3	Aqu	38
Orca/killer whale, pilot whale	1 or 2	Aqu	38

Requirements	
1. Digging possibilities.	18. Bathing possibility.
2. Climbing possibilities, according to the species: branches or climbing rocks. The size of the branches should correspond to the grasping limbs of the animals.	19. Fresh wood to be provided on a regular basis for dental hygiene and occupation of the animals.
3. Sleeping boxes should correspond to the requirements of the species and be either placed on the ground or raised. In the case of group enclosure of species that are temporarily quarrelsome, each animal should have its own box.	20. Outdoor enclosure with thermal radiator.
4. Keeping either individually or in pairs, according to the species; enclosures that can be subdivided. Additional enclosures are necessary for additional animals.	21. Individual boxes for each animal.
5. For the larger animals that spend more time on the ground, outdoor enclosures are also necessary.	22. In the case of natural grounds: for quokkas: 50m²; for bears: 1000m² or more.
6. Screens, possibilities to withdraw and hide.	23. Indoor enclosure only for (sub-) species that are sensitive to cold; otherwise, isolated sleeping boxes for every grown animal or indoor enclosure as indicated.
7. Inner rooms/stables subdivided by separating walls.	24. Bathing opportunities to be used all year round (for elephants and Asian rhinoceroses). For tapirs, hippopotamus and pygmy hippopotamus, indoor and outdoor pools.
8. For animals that can cope with winter and require sufficient shelter (lama, alpaca); for other, warmth-loving species: indoor enclosure or stable as indicated.	25. Tree stumps or artificial termites' nests and sand bath or muddy pool for skin care.
9. Possibility to cling to structures on the ceiling of the enclosure; open sleeping boxes for cave dwellers.	26. Individual stable. For social species, eye contact between the individual boxes. Heating for species that are not winter-hardy.
10. Several feeding places that the animals can reach by climbing.	27. According to species, possibility to separate males from females or escape possibilities for females and young.
11. Dividing and separating possibilities.	28. Soft ground in outdoor enclosure (lawn, bark shavings).
12. For Barbary, Tibetan and Japanese macaques and Gelada baboon, no indoor enclosure is necessary (an isolated hut offering protection is sufficient). The same applies for open outdoor keeping of other species during the summer.	29. Muddy pool. Possibility for pigs to wallow and root.
13. Sleeping boxes that can be subdivided (for groups and individual animals).	30. Trees for sweeping and branches.
14. Objects to occupy the animals, according to species, e.g. swinging ropes, straw, plastic containers, etc.	31. Surface applies for partially solidified installations. The measurements of enclosures consisting exclusively of natural grounds are to be tripled and it should be possible to divide the enclosures.
15. According to the species, elevated lying places (e.g. tamandua, giant squirrels, cats) or lookouts (otters, mongooses, etc.).	32. Tree stumps for the occupation of musk oxes.
16. Digging and ground-breaking possibilities.	33. Outdoor area and covered or indoor exercise area.
17. Indoor or outdoor enclosure. If an outdoor enclosure is planned for species that are sensitive to cold, then an additional heated indoor enclosure is necessary.	34. Monogamous couple with tolerated offspring.
	35. Generally nocturnal – if kept in outdoor enclosures, should have the possibility to withdraw into sleeping areas during the day.
	36. Wild-caught individuals should not be kept in captivity.
	37. Appropriately-sized pool and haul out area.
	38. Water quality, temperature and salinity dependent on species, continually filtered.

Table 2b: birds

(Animal Protection Ordinance of Switzerland, Tierschutzverordnung 2008 (APOS))

Birds	Hazard category	Requirements
Ostrich	1	1
Rhea	2	1
Cassowary	1	2
Emu	2	1, 3
Kiwis	3	2, 3, 4, 5
Large penguins	2	6, 7
Small penguins	2	6, 7, 17
Pelicans	2	7, 8, 12
Cormorants, anhingas	3	7, 9, 10
Shoebill	3	7
Saddle-billed stork, giant stork, marabou stork, Goliath heron	2	7, 12
Medium-sized and small storks	2 or 3	7, 10, 11
Hérons, ibises and spoonbills	2 or 3	7, 10, 11
Bittern, hamerkop	3	4, 7, 8, 10, 11
Small herons	3	4, 7, 9, 10
Flamingos	3	7, 8, 12
Large eagles and vultures	1 or 2	10, 11, 13, 14, 15
Small eagles, ospreys, large hawks, buzzards, kites, small vultures, harriers	2	10, 11, 13, 14, 15
Large falcons	2	4, 10, 11, 13, 14, 15
Medium-sized falcons, small hawks	2	4, 10, 11, 13, 14, 15
Sparrow falcons	2	9, 10, 13, 14, 15
Large and medium-sized owls	1 or 2	4, 10, 11, 13, 14, 15
Small owls	2	4, 9, 10, 13, 14, 15
Cranes	2	11, 12, 14
Large parrots (large macaws and cockatoos)	2	5, 14, 16, 18
Waders	3	7, 11
Skuas and seagulls	2	7
Nightjars and goatsuckers	2	4, 9, 10

Birds	Hazard category	Requirements
Humming birds and sunbirds	3	4, 10, 14, 16
Quetzals and trogons	3	10, 14
Hornbills	1 or 2	10, 14
Birds of paradise	3	4, 10, 14
Ducks, geese, swans	2 or 3	3, 7, 8
Small aviary birds	3	9, 10, 11, 14

Requirements

- Sand bath.
- The enclosures should be linked to one another.
- A shelter should be available in the enclosure.
- Species-specific possibilities to hide: reed, bushes (caves on the ground or in trees, etc.).
- Indoor enclosure; outdoor enclosure optional.
- For the keeping of Arctic and Subarctic species, the rooms should be air-conditioned. For larger species in winter: access to outdoor enclosures.
- Appropriate-sized pools should be made available.
- Bathing possibilities in indoor enclosures as well.
- According to the species: indoor or outdoor enclosure.
- Possibility to perch.
- An indoor enclosure should be made available to species that are sensitive to the cold.
- Indoor enclosures should provide direct access to outdoor enclosure.
- Diurnal and nocturnal birds of prey should preferably be kept in flight aviaries, and if tethered should only be in places that are not open to the public. They should be given the opportunity to fly freely on a regular basis.
- Bathing opportunity.
- Aviaries are to be constructed in a manner so that visitors do not disturb the birds.
- If two birds are kept in the same enclosure, it should be possible to subdivide it if necessary.
- Possibility to keep small penguins during winter without running the danger of frost.
- Several natural branches for chewing and climbing.

Table 2c: reptiles & amphibians

(Animal Protection Ordinance of Switzerland, Tierschutzverordnung 2008 (APOS))

Reptiles and amphibians	Hazard	Requirements
Giant tortoises	2	1, 2, 3, 5, 8
African spurred tortoises	2	1, 2, 3, 8
Marine turtles	2	3, 4
Snapping turtles	1 or 2	
Crocodiles, alligators, caiman, gharials	1	3, 5
Water dragon, monitors, Komodo dragon	1 or 2	2, 3, 5, 7, 8, 9, 10, 11, 13, 16, 17, 18
Gila monster, beaded lizard	1	2, 3, 7, 8, 9, 17
Tuatara	3	6
Chameleons	3	3, 7, 9, 17
Green iguanas	3	2, 3, 7, 17
Galapagos iguanas	3	3, 7, 8, 9, 10, 16, 17
Black iguanas	3	3, 7, 8, 9, 16, 17
Tegu	3	3, 7, 9, 16, 17
Dracaena lizard	3	2, 3, 7, 9, 15, 17
Pythons and anacondas	1 or 2 (depending on size)	2, 3, 7, 10, 16
Boas	1 or 2 (depending on size)	2, 3, 7, 9
King cobra	1	3, 14, 15
Mambas, cobras, taipans, boomslang	1	7, 14
Other elapids (overall length over 1.2m)	1	13
Vipers and pit vipers (overall length over 1.2m)	1	13
Other poisonous snakes: tree species	1	7
Other venomous snakes: terrestrial species (e.g. rattlesnakes)	1	2, 8, 13
Giant salamanders	2	3, 4
Poison arrow frogs	1 or 2	3, 4, 9, 18
Other frogs	3	3, 4, 9
Toads	2	3, 4, 9

Requirements

- Additional exposure outdoors for as long as the weather permits; however, the outdoor enclosure should have a heater.
- Certain species should be given the opportunity to bath in a heated pool that is sufficiently large, and in a separated enclosure.
- Social structures are to be respected; individual keeping is not to be excluded.
- Appropriate filtering system. Giant salamanders: half of the volume should be circulated on an hourly basis.
- For all giant tortoises, crocodiles, and monitors: if several animals are kept in the same enclosure, it should be possible to partition the enclosure when necessary or other appropriate and separate enclosures should be available.
- Air-conditioning is necessary (air-conditioner with a thermostat); enclosure temperatures of 16°C to 20°C max: water pool or running water of the same temperatures; per animal, there should be one earth cave. For animals imported from their country of origin, the export conditions of the state authorities in that country are binding.
- According to the species, in all enclosures there should be horizontal and/or vertical climbing possibilities on trees, branches that are as thick as the animal's body, thin twigs and/or cork or stone walls.
- Digging possibilities should be ensured.
- Hiding possibilities should be ensured.
- Solid enclosure construction (terrarium).
- Stable separation boxes (transportation boxes) also necessary for animals that are kept individually.
- From time to time, salt should be added to the pool (10g per litre); should have a separate drinking trough; should be sprayed on a regular basis.
- Controllable hiding possibilities e.g. underground caves and caves in trees, hiding boxes and cork tunnels, should be ensured.
- A hiding box which can be opened and closed from outside should be ensured, also for animals that are kept individually.
- Proof should be provided that sufficient feeding animals can be procured.
- Raised lying surfaces.
- There should be a thermal lamp for each animal so that each animal may warm itself individually.
- Possibility for sprinkling or the production of fog should be ensured.

Appendix 2: zoonoses

The following table gives some examples of diseases that can be transferable from animals to humans and vice versa. Zoonoses cover a broad range of diseases with different clinical and epidemiological features and control measures.

Table 3: examples of common animal-related zoonoses

(Warwick et al., 2012)

Zoonoses/condition	Source	Signs and symptoms
Salmonellosis/gastroenteritis	Fish, amphibian, reptile, bird, mammal.	Nausea, vomiting, diarrhoea, abdominal cramps and pain, fever, painful joints, meningitis, flu-like.
E. coli infection/gastroenteritis	Amphibian, reptile, bird, mammal.	Nausea, vomiting, diarrhoea, abdominal cramps and pain, fever, painful joints, meningitis, flu-like.
Gastroenteritis	Amphibian, reptile, bird, mammal-primate.	Nausea, vomiting, diarrhoea, abdominal cramps and pain, fever, painful joints, meningitis, flu-like.
Leptospirosis	Amphibian, reptile, bird, mammal.	Flu-like, vomiting, icterus, telangiectasia, uveitis, splenomegaly, meningitis.
Psittacosis	Bird, mammal-primate.	Flu-like, pneumonia, fever, cough.
Vibriosis	Fish, amphibian, reptile, bird.	Gastrointestinal, pain, vomiting, fever, otitis.
Lyme disease/bartonellosis	Mammal.	Flu-like, fever, rash, gastrointestinal.
Toxocariasis	Mammal.	Eye problems.
Giardiasis	Mammal-primate.	Gastrointestinal, fever, nausea, fatigue, weight loss.
Tuberculosis	Fish, amphibian, reptile, bird, mammal-primate, elephant.	Respiratory, flu-like, fever, weight loss.
Q-fever	Reptile, bird, mammal.	Fever, flu-like.
Cryptosporidiosis	Fish, amphibian, reptile, bird.	Acute gastrointestinal disturbance, nausea, vomiting, pain, fever, flu-like.
Macroparasite infestation	Fish, amphibian, reptile, bird, mammal, mammal-primate.	Gastrointestinal disturbance, abdominal cramps and pain, weight loss, flu-like.

Appendix 3: captive animal guidelines

Animal Protection Ordinance of Switzerland (Tierschutzverordnung). The Swiss Federal Council. (2008).

Source: www.admin.ch/ch/d/sr/4/455.1.de.pdf

European Association of Zoos and Aquaria (EAZA) (2012). Minimum Standards for the Accommodation and Care of Animals in Zoos and Aquaria. **Source:** www.eaza.net/about/Documents/Standards_2008.pdf

The World Zoo Conservation Strategy: the Role of the Zoos and Aquaria of the World in Global Conservation - Executive Summary. (1993) The World Zoo Organisation (IUDZG) and The Captive Breeding Specialist Group of the International Union for Conservation of Nature (IUCN) Red List of Threatened Species™/Species Survival Commission Chicago, IL: Chicago Zoological Society.

Source: www.waza.org/en/site/home

The Global Federation of Animal Sanctuaries (GFAS),

Source: www.sanctuaryfederation.org/gfas/home/

Standards for Animal Care of Bears. (2011)

Standards for Animal Care of New World Primates. (2011)

Standards for Animal Care of Old World Primates. (2011)

Other standards are available.

Global animal husbandry guidelines.

Source: www.australasianzookeeping.org/Husbandry%20Manual%20Guidelines.htm

Mammals, birds, reptiles, amphibians, fish, invertebrates.

Animal Care Manuals, American Zoo Association.

Source: www.aza.org/animal-care-manuals/

Elasmobranch Husbandry: Conservation and Ethical Care of Sharks, Rays and Chimaeras.

Source: www.elasmobranchhusbandry.org/

International Union for Conservation of Nature (IUCN) Red List of Threatened Species™ (2002). IUCN Technical Guidelines on the Management of Ex-situ populations for Conservation.

Source: data.iucn.org/dbtw-wpd/edocs/Rep-2002-017.pdf

Husbandry and Management of Parrot Species. McMillan R. J.

Source: www.theparrotsocietyuk.org/keeping-parrots/husbandry

Elephant Management Guidelines (BIAZA) (2006, 2nd Edition) Stevenson et al (adopted by EAZA).

Source: www.biaza.org.uk/uploads/Animal%20Management/Elephant%20Guidelines%202010.pdf

Environmental Enrichment Guidelines, Association of British and Irish Wild Animal Keepers (ABWAK).

Source: www.abwak.org

Horse Care Guide. British Veterinary Association.

Source: www.thehorse.com

Appendix 4: Sample CITES permit

The document below is an example of a CITES permit that the supplier who keeps CITES-listed species should hold (see Section 7 of this document). An explanation of the different sections on the permit is described on page 62, using the corresponding letters. All permits should have sections 1-10 completed.

1. Exporter/Re-exporter	A	PERMIT/ CERTIFICATE <input type="checkbox"/> IMPORT <input type="checkbox"/> EXPORT <input type="checkbox"/> RE-EXPORT	B XX 00/0000		
			2. Last day of validity		
3. Importer	D	E			
		4. Country of (re)-export			
		5. Country of import			
6. Authorised location for live wild taken specimens of Annex A species	F	7. Issuing management authority			
8. Description of specimens (incl. marks, sex/date of birth for live animals)	H	9. Netmass (kg)		10. Quantity	
		11. Cites	12. EC Annex	13. Source	14. Purpose
		15. Country of origin			
		16. Permit No.		17. Date of issue	
		18. Country of last re-export			
		19. Certificate No.		20. Date of issue	
21. Scientific name of species					
22. Common name of species					
23. Special conditions					
The permit/certificate is only valid if live animals are transported in compliance with the CITES guidelines for the transport and preparation for shipment of live wild animals or, in the case of air transport, the live animals regulations published by the International Air Transport Association (IATA)					
24. The (re-) export documentation from the country of re-(export)	T	25. The importation x exportation x re-exportation of the goods described above is hereby permitted.			
		Signature and official stamp:			
26. Bill of lading/Air waybill No.		Name of issuing official:			
		Place and date of issue:			
27. For customs use only		Signature and official stamp:			
Quantity/net mass (kg) actually imported	Number of animals dead on arrival	Customs document			
		Type:			
		Number:			
		Date:			

- A The name and address of the exporter/re-exporter will appear in this box
- B The appropriate box will be ticked indicating what the permit/certificate covers
- C This box shows the permit/certificate number
- D The name and address of the importer will appear in this box
- E The CITES logo will appear in this box
- F This box details where the species will be housed
- G This box provides the details of the CITES Management authority permitted the export/re-export
- H The type of species will be listed here. This should include numbers, sexes and details of any microchips
- I This details which CITES Appendix the species is listed on
- J The EU Wildlife Trade Annex reference will be here
- K This refers to the various explanations under point 13 provided on pg 63
- L This refers to the various explanations under point 14 provided on pg 63
- M This provides the country of origin of the animals/samples and the date imported to the exporting/re-exporting country.
- N This provides the permit number for older/original permits/certificates
- O This provides the date of issues for older/original permits/certificates
- P This provides the country of last export/reexport
- Q This provides the old certificate number
- R This provides the date of issue for old certificates
- S Any special conditions associated with the permit/certificate will be listed here
- T The appropriate box will be ticked indicating what has happened to the export/re-export documentation
- U This box will show the official stamp and signature of the management authority permitting the import/export/reexport
- V This box will list the name of the official issuing the permit/certificate and will be dated
- W Customs information will be recorded here

On page 60, the official instructions provided by CITES are included.

1. Full name and address of the actual (re-exporter), not of an agent.
2. The period of validity of an export permit, or re-export certificate shall not exceed six months and of an import permit 12 months. After its last day of validity, this document is void and of no legal value whatsoever and the original and all copies must be returned by the holder to the issuing management authority without undue delay. An import permit is not valid where the corresponding CITES document from the (re-)exporting country was used for (re-) export after its last day of validity or if the date of introduction into the Community is more than six months from its date of issue.
3. Full name and address of the actual importer, not of an agent.
6. For live, wild-taken specimens of Annex A species, the issuing authority may prescribe the location at which they are to be kept by including details thereof in this box. Any movement, except for urgent veterinary treatment and provided the specimens are returned directly to their authorised location, then requires prior authorisation from the competent management authority.
8. Description must be as precise as possible and include a three-letter code in accordance with Annex V to Regulation 1808/2001.
- 9/10. Use the units of quantity and/or net mass in accordance with those contained in Annex V to Regulation (EC) No 1808/2001.
11. Enter the number of the CITES Appendix (I, II, or III) in which the species is listed at the date of issues of the permit/certificate.
12. Enter the letter of the Annex to Regulation (EC) No 338/97 (A or B) in which the species is listed at the date of issue of the permit/certificate.
13. Use one of the following codes to indicate the source:
 - W Specimens taken from the wild
 - R Specimens originating from a ranching operation
 - D Annex A animals bred in captivity for commercial purposes and Annex A plants artificially propagated for commercial purposes in accordance with Chapter III of Regulation (EC) No 1808/2001, as well as parts and derivatives thereof
 - A Annex A plants artificially propagated for non commercial purposes and Annexes B and C plants artificially propagated in accordance with Chapter III of regulation (EC) No 1808/2001, as well as parts and derivatives thereof
 - C Annex A animals bred in captivity for non commercial purposes and Annexes B and C animals bred in captivity in accordance with

Chapter III of regulation (EC) No 1808/2001 as well as parts and derivatives thereof

F Animals born in captivity, but for which the criteria of Chapter III of regulation (EC) No 1808/2001 are not met, as well as parts and derivatives thereof

I Confiscated or seized specimens (1)

O Pre-Convention ()

U Source unknown (must be justified)

14. Use one of the following codes to indicate the purpose for which the specimens are to be (re-) exported / imported:

B Breeding in captivity or artificial propagation

E Educational

B Botanical gardens

H Hunting trophies

L Enforcement

M Biomedical research

N Reintroduction or introduction into the wild

P Personal

Q Circuses and travelling exhibition

S Scientific

T Commercial

Z Zoos

- 15-17. The country of origin is the country where the specimens were taken from the wild, born and bred in captivity, or artificially propagated. Where this is a third country, boxes 16 and 17 must contain details of the relevant permit. Where specimens originating in a Member state of the Community are exported from another, only the name of the Member State of origin must be mentioned in box 15.

- 18-20. The country of last re-export is, in the case of a re-export certificate, the re-exporting third country from which the specimens were imported before being re-exported from the Community. In the case of an import permit, it is the re-exporting third country from which the specimens are to be imported. Boxes 19 and 20 must contain details of the relevant re-export certificate.

21. The scientific name must be in accordance with the standard references for nomenclature referred to in Annex VI to Regulation (EC) No 1808/2001

- 23-25. For official use only.

26. The importer/(re-)exporter of his agent must, where appropriate, indicate the number of the bill of lading or air waybill.

27. To be completed by the customs office of introduction into the Community, or that of (re-) export as appropriate. The original (form 1) must be returned to the management authority of the Member State concerned and the copy for the holder (form 2) to the importer of (re-)exporter.

Appendix 5: sample animal stock-list

As a minimum requirement, suppliers should maintain up-to-date records of all animals they keep including numbers of each species, and annual reconciliation of births, deaths, animal acquisitions and disposals. Suppliers should undertake a stock count of all their animals every 12 months. Below is an example of part of an animal stock-list with an explanation of how to read it.

Mammalia	1	2	3	4	5	6	7	BPC	RLC
Marsupialia									
<i>Phascogale cinereus adustus</i>	2.0.0	2.0.0	0.0.0	0.0.0	0.0.0	2.0.0	2.0.0	ISB	NT
Queensland koala									
<i>Potorous tridactylus</i>	0.0.0	1.1.0	0.0.0	0.0.0	0.0.0	0.0.0	1.1.0		LC
Long-nosed potoroo									
Insectivora									
<i>Echinops telfairi</i>	6.2.0	0.0.0	0.0.0	0.0.0	0.0.0	0.0.0	6.2.0		LC
Hedgehog Tenrec									
Primates									
<i>Eulemur fulvus rufus</i>	1.2.0	0.0.0	0.0.1	0.0.1	0.1.0	0.0.0	1.1.0	ESB	VU
Red-fronted lemur									
<i>Eulemur macaco flavifrons</i>	0.1.0	1.0.0	0.0.0	0.0.0	0.0.0	0.0.0	1.1.0	EEP	VU
Black lemur									
<i>Haplemur griseus alootrensis</i>	0.0.0	0.0.0	0.0.0	0.0.0	0.0.0	0.0.0	0.0.0	EEP	CR
Alaotran gentle lemur									

Key:

Species are listed using their scientific name and common name.

Column 1: animals in collection at beginning of year

Column 2: arrivals into the collection from another facility (if CITES-listed and meets the criteria given in Appendix 4, it may require a CITES permit)

Column 3: births of animals at the facility

Column 4: neonates which died <30 days of age

Column 5: animals which died <30 days of age

Column 6: animals which left the facility for another facility

Column 7: animals in the collection at the end of the year

Numbers of the individual animals for each listed species are recorded by their sex, e.g. 2.1.0. refers to 2 males: 1 female: 0 unsexed

Sometimes the stocklists include additional information:

Column 8: BPG, refers to whether the species is involved in a coordinated breeding programme (e.g. EEP, ISB, etc.)

Column 9: RLC, refers to the IUCN Red List Category (e.g. endangered, critically endangered, etc.) of the species

Appendix 6: sources of further information

Category	Further info source	Description
Legislation & Conventions	EC Directive 1999/22	European legislation—keeping wild animals in zoos.
	Source: europa.eu/legislation_summaries/environment/nature_and_biodiversity/l28069_en.htm	
Legislation & Conventions	Welfare Quality®	Animal welfare principles & criteria.
	Source: www.welfarequalitynetwork.net	
Organisation & Associations	BIAZA	Guidelines on public health and safety in zoos & aquaria.
	Source: www.biaza.org.uk	
Organisation & Associations	HSE	Guidelines on public health and safety in zoos & aquaria.
	Source: www.hse.gov.uk	
Legislation & Conventions	CITES	Species lists governing international trade.
	Source: www.cites.org/eng/resources/species.html	
Legislation & Conventions	CITES	Guidelines on transporting live specimens.
	Source: www.cites.org/eng/transport/index.php	
Organisation & Associations	Global Federation of Animal Sanctuaries (GFAS)	To apply for animal sanctuary accreditation, and sanctuary best practice.
	Source: www.sanctuaryfederation.org/gfas/home	
Organisation & Associations	EAZA	European Association of Zoo and Aquaria.
	Source: www.eaza.net	
Organisation & Associations	WWF	World Wildlife Fund Guide on what to be aware of when buying souvenirs.
	Source: www.wwf.org.uk/what_we_do/safeguarding_the_natural_world/wildlife/illegal_wildlife_trade/watch_what_you_buy.cfm	

Further reading

Anon. (2005). Epidemiological report on avian influenza in birds in quarantine facility in Essex. *Veterinary Record*. 157:638-639.

Beck R, Sprong H, Bata I, Lucinger S, Pozio E and Caccio S M (2011). Prevalence and molecular typing of *Giardia* spp. in captive mammals at the zoo of Zagreb, Croatia. *Veterinary Parasitology*. 175, 40-46.

Brown C (2004). Emerging zoonoses and pathogens of public health significance – an overview. *Rev. Sci. Tech. Off. Int. Epiz.* 23, 435-442.

Chomel B B, Belotto A Meslin and F-X (2007). Wildlife, exotic pets and emerging zoonoses. *CDC Emerging Infectious Diseases*. 13, 6-11.

Fagiolini M, Lia R P, Laricchiuta P, Cavicchio P, Mannella R, Cafarchia C, Otranto D, Finotello R and Perrucci S (2010). Gastrointestinal parasites in mammals of two Italian zoological gardens. *Journal of Zoo and Wildlife Medicine*. 41, 662-670.

Karesh W, Cook R A, Bennett E L and Newcombe J (2005). Wildlife trade and global disease emergence. *Emerging Infectious Disease*. 11, 1000-1002, Centers for Disease Control, Atlanta.

Keen J E, Durso L M and Meehan T P (2007). Isolation of *Salmonella enterica* and Shiga-Toxigenic *Escherichia coli* O157 from feces of animals in public contact areas of United States zoological parks. *Applied and Environmental Microbiology*. 73, 362-365.

Ledwon A, Szeleszczuk P, Zwolska Z, Augustynowicz-Kopec E and Kozak M (2008). Occurrence of *Mycobacterium* in the faeces of parrots kept in zoological gardens and private aviaries in Poland. *Bulletin of the Veterinary Institute in Pulawy*. 52, 341-346.

Martinez-Diaz R A, Sansano-Maestre J, Martinez-Herrero M D, Ponce-Gordo F and Gomez-Munoz M T (2011). Occurrence and genetic characterisation of *Giardia duodenalis* from captive nonhuman primates by multi-locus sequence analysis. *Parasitology Research*. 109, 539-544. Warwick C (2004).

Gastrointestinal disorders: are healthcare professionals missing zoonotic causes? *J. Roy. Soc. Health*. 124, 137-142.

Warwick C, Areana P C, Steedman C and Jessop M (2012). A review of captive exotic animal-linked zoonoses. *J. Environmental Health Research*.

Acknowledgements

Key contributors

ABTA would like to acknowledge and extend its sincere gratitude to the following key contributors to these guidance manuals.

Daniel Turner – Born Free Foundation

Nancy Brock – Thomas Cook

Will Travers – Born Free Foundation

Mirieme Hill – Virgin Holidays

Shelley Waterland – Species Survival Network

Shena Howie – Cosmos Holidays/Monarch Travel Group

Dr. Cheryl Mvula – Tribal Voice Communications

Sean Owens – TUI UK and Ireland

Afzaal Mauthoor – Destination Creators Ltd

Consultees

ABTA would also like to extend its gratitude to the following people who were consulted in the creation of these guidance manuals, and whose input has proved invaluable in achieving their creation. The following people have contributed to one or more of the manuals.

John Roberts, Director of Elephant and Conservation Activities, Anantara Golden Triangle and Golden Triangle Elephant Foundation

Jonathan Vaughan, BSc, MSc, IEEM. General Manager, Lilongwe Wildlife Centre

David Hancocks BSc. BArch., Consultant

Peter Fricker, Projects and Communications Director, Vancouver Humane Society.

John Denerley, Director, Galloway Wildlife Conservation Trust

Laura Higham, BVM&S, MRCVS. Veterinary Programme Advisor, SPANA

Manny Mvula MSc., Senior Consultant, Tribal Voice Communications

Elise Allart, Manager, Sustainable Tourism, TUI Netherlands

Dr Deepani Jayantha, BVSc, DESMAN G-Cert., Country Representative, Sri Lanka, Born Free Foundation

Stefanie Boomsma, Sustainable Tourism Coordinator, TUI Netherlands

Dr Sonya Hill, M.Phil., Ph.D. Applied Ethologist

Jonathan Chell, Marketing Manager, Elephant Hills Luxury Tented Camp

Nick Marx, MSc. Director, Wildlife Rescue and Care Programmes, Wildlife Alliance

Kimberley Wells MSc, Senior Welfare Advisor, The Brooke

Amanda Mayhew, Manager Ecotourism and International Trade Policy, Humane Society International

Kisor Chaudhuri, Independent Expert, Government Advisor (India) and Fellow of Royal Geographical Society.

Chris Lee, Trade Marketing Manager, Tourism Authority of Thailand

Sabrina Cambiaso, Director, Dominican Republic Tourism Board

Manuel Diaz Cebrian, European Regional Director, Mexican Tourism Board.

Andrew Greenwood MA, VetMB, DipECZM, CBiol FSB FRCVS, Partner, International Zoo Veterinary Group

Dr Jamie Lorimer, University Lecturer, School of Geography and the Environment, University of Oxford

Philip Mansbridge, Chief Executive Officer, Care for the Wild International

Kisor Chaudhuri FRGS, Wildlife Management Consultant, Haridwar, Uttarakhand, India

Manoj Gautam, Executive Director, Jane Goodall Institute Nepal

Cynthia Moss, Director, African elephant specialist, Amboseli Trust for Elephants

Dr. Brij Kishor Gupta, Evaluation & Monitoring Officer and Member, Expert Group on Zoo Designing Central Zoo Authority, Ministry of Environment & Forests, India

Kedar Gore, Director, The Corbett Foundation

Dr. Stuart Semple, Reader in Evolutionary Anthropology, Institute of Primate Tourism Research, University of Roehampton

Cathy Williamson, Captivity Programme Manager, Whale and Dolphin Conservation (WDC)

Alan Knight OBE, Chief Executive, International Animal Rescue

Nancy L. Gibson, Founder / Chief Executive, Love Wildlife Foundation

Kathy Gill, Strategy Director, Biosphere Expeditions

Dr Susanna Curtin, Senior Lecturer, Researcher in Eco/Wildlife Tourism, School of Tourism, Bournemouth University, UK

Professor Claudio Sillero, Bill Travers Fellow for Wildlife Conservation, WildCRU, Zoology, University of Oxford

Mr Marc Ancrenaz, Co Director, The Orangutan Project

Project management team

Daniel Turner – Born Free Foundation

Simon Pickup – ABTA

Shelly Beresford – ABTA

Statement from the Born Free Foundation


Each year, the Born Free Foundation receives thousands of calls from members of the public concerned by the suffering of animals that they witness whilst travelling. Born Free investigates these concerns and, as part of our follow-up procedures, contacts governments calling on them to draw up, improve and enforce animal welfare legislation. We also work with the travel industry which is ideally placed to influence the current situation and bring about positive change. Our extensive expertise in the science of animal welfare and wildlife conservation ensures Born Free can provide accurate and reliable information which can be used to tackle many of the negative and harmful practices that impact on the welfare of both captive wild animals and their free-living counterparts, as well as the habitats they depend upon. The Born Free Foundation is delighted that our experience has contributed to a landmark decision by ABTA to produce its ground-breaking *Global Welfare Guidance for Animals in Tourism* and six supporting guidance manuals which represent a significant step towards improving animal welfare standards of attractions associated with and supported by the tourism industry.

Appendix 7: photo captions and credits

Page	Caption	Credit
	Zebras in the wild.	Michael Vickers
2	Excessive number of jeeps on safari trail.	Kenya Wildlife Services
3	Lion housed in a small, cramped cage with no enrichment.	Born Free Foundation
6	Elephant in captivity.	Born Free Foundation
9	Gorilla foraging for food.	C Davies
10	Dolphin performance.	Born Free Foundation
12	Wildlife tourism can be an important source of local economic development opportunities.	Sam Beebe
13	Careful management of wildlife tourism is needed to ensure health and safety of animals.	Born Free Foundation
14	Photographic opportunities with dangerous animals can pose a risk to public safety.	Born Free Foundation
15	Physical contact or close proximity to hazardous animals can be dangerous.	A Hewitt
16	Farrier and horse.	Stock image library
17	Businesses working with animals should meet certain requirements.	Martin Usbourne
18	Jaguar kept in an inappropriate environment.	Born Free Foundation
20	Giraffes in a captive environment.	Stock image library
22	Tiger cub used as a photo prop.	Born Free Foundation
23	Riding can be detrimental to ostriches.	Markiza
23	Using animals for begging is an unacceptable practice.	Jon Hurd

Page	Caption	Credit
24	Trophy hunting is an unacceptable practice.	Scott Padavan
25	Tethering birds of prey is discouraged.	Born Free Foundation
26	Parrots in transportation.	LAGA
27	CITES permits are also required for trade in animal parts and derivatives such as coral jewellery.	Born Free Foundation
29	Transporting a dolphin.	Born Free Foundation
30	Transporting wildlife.	Stock image library
31	Dolphin drives are a widely opposed practice used to capture dolphins for both their meat and for use in captive animal attractions.	WDC
32	Bear sanctuary.	Born Free Foundation
34	Elephant sanctuary.	D Turner
36	Kalander Tribes people.	International Animal Rescue
37	Tourist attraction – Maasai Tribe in Kenya.	Dr Sheryl Mvule
38	Training bears to dance is an unacceptable practice.	International Animal Rescue
40	Ivory chopsticks and other souvenirs destined for market.	LAGA
41	Shells are an example of unsustainable wildlife souvenirs.	Born Free Foundation
42	Volunteers in action.	Tribal Voice Communications
44	Lion cubs in the wild.	George Logan

ABTA ANIMAL WELFARE GUIDELINES



Animals in Captive Environments



Dolphins in Captive Environments



Elephants in Captive Environments



Wildlife Viewing



Working Animals



Unacceptable and Discouraged Practices

ABTA Ltd

30 Park Street, London SE1 9EQ

Tel: +44 (0)20 3117 0500

Fax: +44 (0)20 3117 0581

Email: sustainabletourism@abta.co.uk

Web: www.abta.com

Twitter: @ABTAtravel